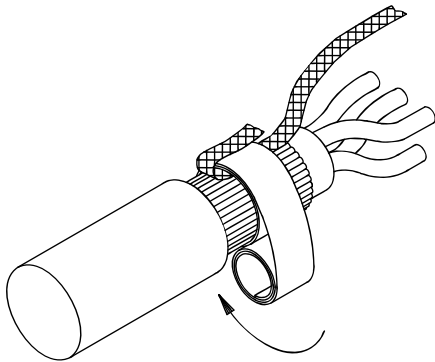
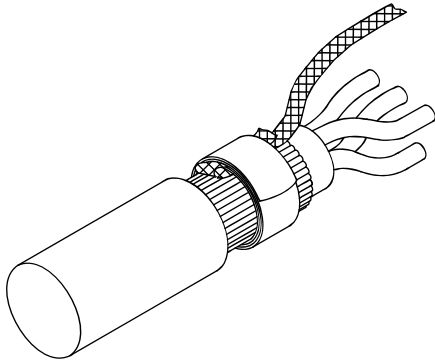


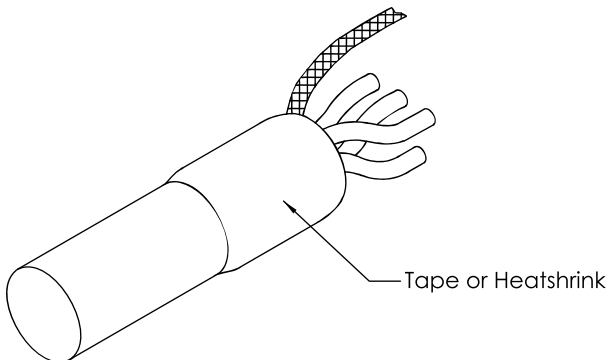
1. Strip cable sheath off the metallic armour or screen and lay the braid or earth cable on it lengthways. Start winding the constant force spring over both armour/screen and earth braid/cable



2. Apply 2-3 turns of the constant force spring, then turn the earth braid/cable back on the spring.



3. Wind the remainder of the constant force spring onto the cable assembly.



4. Apply tape or heat shrink to cover the spring and armour/screen, spring and earth braid/cable assembly.